

MINUTES
COMMUNITY JAIL AND ALTERNATIVES ADVISORY COMMITTEE
WEDNESDAY, JULY 9, 2008 AT 4:00 P.M.

Present: Judge Alpers, Chris Berge, Jerry Brundies, William Boyd, Dennis Conard, Lori Elam, Andrew Kaiser, Linda Molyneaux, Carolyn Ross, Heather Schumaker, Tammy Speidel, Clifford Tebbitt, Mary Thee, Jim Wayne and Ray Wierson.

Construction Project

Tammy Speidel reported on the jail expansion and noted that they anticipate phase II to be completed by the end of the summer. At the next meeting, we will tour the facility and review the proposed design for the Tremont Facility.

Jail Population Trends

Major Cliff Tebbitt distributed charts on the Average Daily Jail Population, Jail Capacity Utilization Percentage and Cost of Housing Inmates out of County for Jun 2006 through May 2008.

Update on Jail Programs

Heather Schumaker distributed a handout on inmate programs and recidivism rates. The national average for recidivism is at 67.5%. She stated that the programs are going well, but still too early to see trends. They will continue to monitor. Nationally, effective programs have shown recidivism rates of less than 40% and some have much lower.

Future Meetings

It was decided that future meetings will be twice a year, the last Wednesday in October and the last Wednesday in April. The meetings for the next year are: Wednesday, October 29 and April 29 at 4:00 p.m. in the Muster/Training Room in the Jail.

The meeting was adjourned at 4:45 p.m.

OFFICE OF THE COUNTY ADMINISTRATOR
600 West Fourth Street
Davenport, Iowa 52801-1030

Office: (563) 326-8702
Fax: (563) 328-3285
www.scottcountyiowa.com



COMMUNITY JAIL AND ALTERNATIVES ADVISORY COMMITTEE
WEDNESDAY, JULY 9, 2008
4:00 TO 5:00 P.M.
AT
MUSTER/TRAINING ROOM
ON THE 1ST FLOOR OF THE
SCOTT COUNTY JAIL
400 WEST FOURTH STREET

1. Jail Project Expansion/Renovation Update
2. Report on Jail Population Trends
3. Update on Jail Programs
4. Discussion of Future Meeting Dates


Public and media are invited to attend all meetings, and will be given an opportunity to participate in the discussion on each item.

***PLEASE NOTE MEETING LOCATION CHANGE.**

<http://www.cjaac.com>

Facility and Support Services

600 West 4th Street
Davenport, Iowa 52801-1003
fss@scottcountyiaowa.com
(563) 326-8738 Voice (563) 328-3245 Fax



July 7, 2008

To: C. Ray Wierson


From: Dave Donovan, Director
Facility and Support Services

Subj: Board and PSA update information on Jail Renovation/Expansion Project

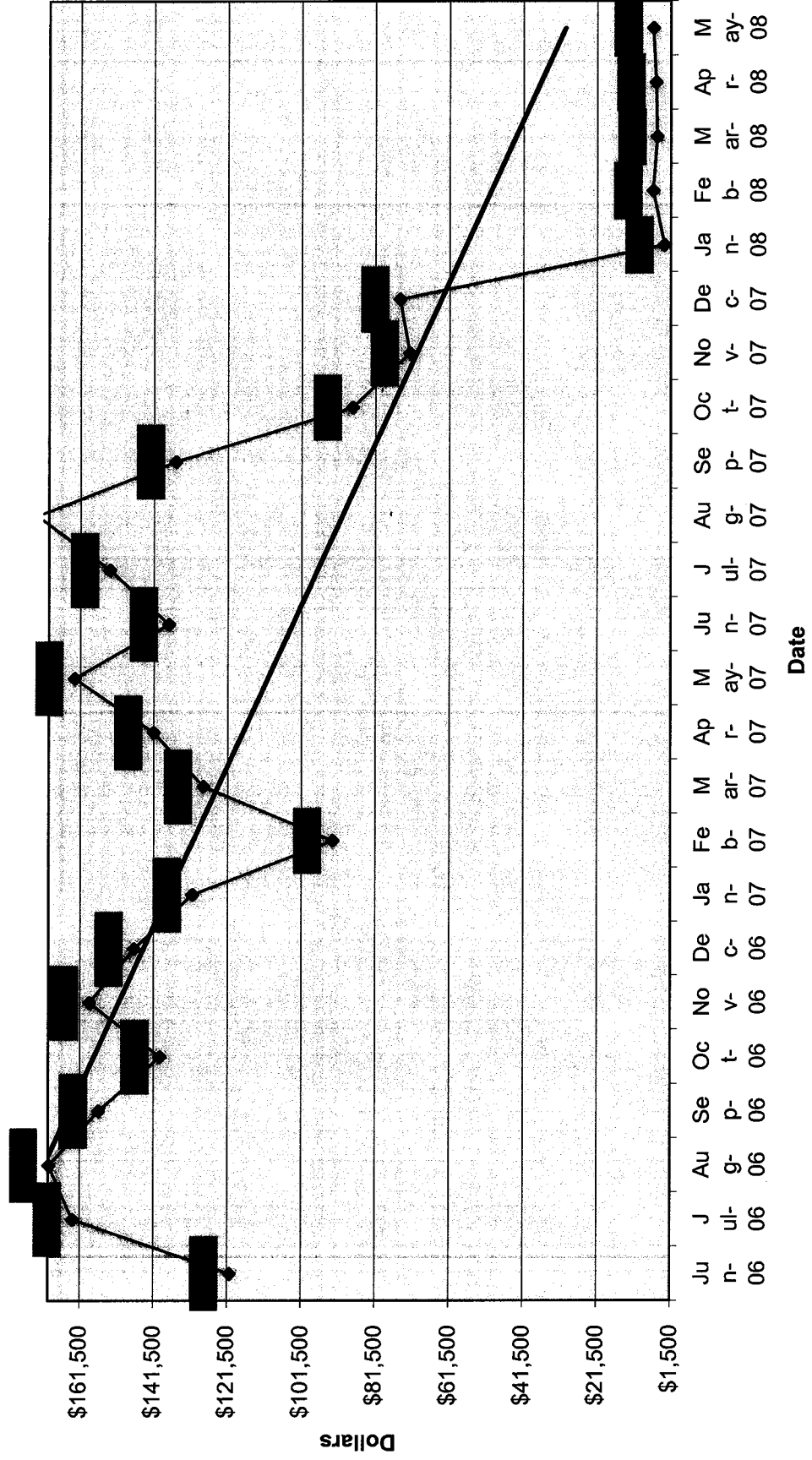
It has been two months since the last formal jail update report. Since that time, contractors and the project team have made significant progress toward the completion of Phase 2 of construction for this project. In addition, we are continuing to work toward clearing any remaining punch list items from Phase 1. Significant activities and milestones during the past period include:

- **Contract #1 General Construction Jail Additions:** Site work is largely completed. The new building addition on the east (female recreation and loading docks) is in place. Temporary corridors have largely been removed. Staff and inmate movement is now accomplished via new permanent corridors with some additional security provisions to facilitate access by both the jail and contractors. New interior masonry construction on all floors of the old jail is largely complete. Contractors are working toward re-opening the newly remodeled and expanded kitchen operation. Food service equipment is being installed. Remaining work for this contract includes some site work on the east and finishes throughout the phase two spaces.
- **Contract #2 Mechanical/HVAC/Plumbing Entire Project:** Mechanical rough-in is complete for Phase 2. Work on replacement of large HVAC equipment is complete. As spaces ready for finishes, fixtures will go in and systems activated.
- **Contract #3 Electrical Entire Project:** Electrical rough-in for Phase 2 is complete. As spaces ready for finishes, devices and trim will go in and systems energized. As the ceilings go in, the fire alarm devices are being installed and activated to the existing new system.
- **Contract #4 Sprinkler System Entire Project:** Sprinkler rough-in work is complete. As spaces are finished the system devices will be installed and the system charged.
- **Contract #5 Electronic Security System Entire Project:** No Phase 2 work is underway. However, programming for Phase 2 was delivered when Phase 1 was installed. Most work under this contract will involve testing and trouble shooting near the conclusion of Phase 2. This work will likely take place during the end of July.
- **Contract #6 Detention Equipment Entire Project:** Personnel are currently on-site. Installation of the remaining phase two detention doors, windows, security glazing and equipment is underway.

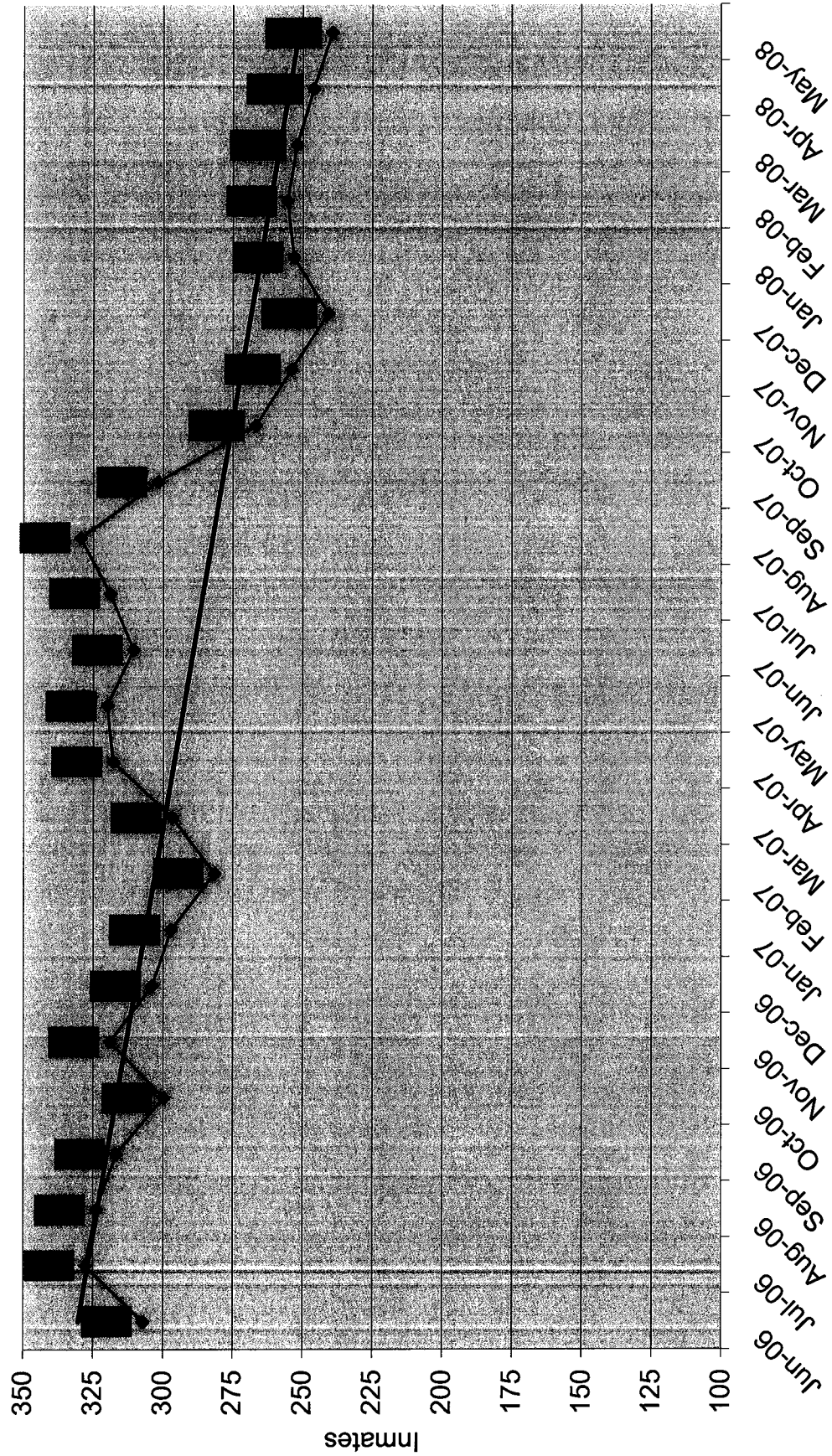
Jail Capacity Utilization Percentage



Cost of Housing Inmates Out of County by Month June 2006 through May 2008



Average Daily Jail Population June 2006 through May 2008





S.A.M.S.

*S*trategic *A*ccountability *M*anagement *S*ystem

Scott County Corrections Division

Date Report Written: 07/09/08

Ref: Inmate Programs

Reporting Date: 03/01/08-06/30/08

The intent of this report is to provide an accurate measurement of programming initiatives and objectives that coincide with the vision of programming, which affords access to tools and resources that, may ultimately assist and inspire inmates to be active participants in enhancing their role within the community.


This report reflects the monthly and quarterly attendance averages of inmate programs. It also shows the number of inmates who are eligible to participate in programs and the percentage of those who do participate. The last column of the chart currently shows a sampling of three programs and the recidivism rate of inmates who have attended those programs. In future reports, additional groups will be shown in regards to recidivism rate of attendees. Currently the national recidivism rate per the Bureau of Justice Statistics (BJS) is 67.5% and we are striving to stay below that rate by utilizing and further developing the number of programs we offer.

This report will assist us in evaluating the programs we offer and show us how they are affecting the recidivism rate as well as show us how our resources are being used and help us in determining what changes need to be implemented and the expansions that are necessary to provide programming that is evidence based in nature.

Programs-Quarterly Data

Program	Quarterly Monthly Average Attendance				Quarterly Average	% of Eligible Offenders attending Program (quarterly average)	Rate of Return of Attendees to SCJ (national ave. 67.5%)
	Mar-08	Apr-08	May-08	Jun-08			
Men's Programs						128 male inmates eligible	
CADS	15	22	19	15	18	14%	0% no re-arrests of released inmates
Comm. Restoration	0	9	9	9	6	7%	
BEP	12	12	16	18	15	12%	4% (2 have returned on new charges)
Bicycle Restoration	0	0	0	0	0	0%	
Mens Empowerment	35	51	55	54	49	39%	11% (6 have returned)
GED	7	12	11	7	6	7%	
AA	12	13	15	14	14	8%	
Incarcerated Fathers	0	0	15	12	12	11%	
Faith Based/Bible Studies	6	12	11	7	5	7%	
Celebrate Recovery	11	11	13	12	12	9%	
Mens Group	14	22	15	16	17	13%	
Spiritual Music	8	14	15	15	15	10%	
Self Studies	4	4	4	4	7	3%	
Women's Programs						32 female inmates eligible	
CADS	6	6	6	5	6	18%	
Faith Based/Bible Studies	6	6	6	10	7	22%	
Mental Health Divers.	40	40	40	40	40	community based program	
AA	7	8	7	9	8	25%	
Parenting	0	8	0	0	6	25%	
Rape/Sexual Asslt	6	4	6	2	5	16%	
Anger Mgmt.	9	6	9	0	6	19%	
GED	5	5	5	6	5	16%	
Dom Violence Education	0	0	0	14	5	44%	
Women's Empowerment	5	11	5	13	5	28%	

S.A.M.S.



*S*trategic *A*ccountability *M*anagement *S*ystem

Scott County Corrections Division

Date Report Written: 07/09/08

Ref: Inmate Program Recidivism Tracking

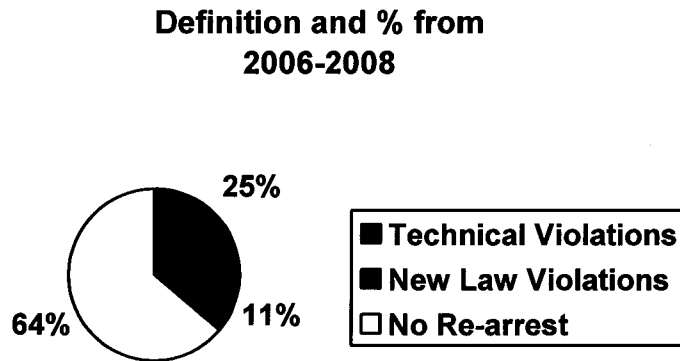
Reporting Date: 03/01/08-06/30/08

Current Recidivism 60% of inmates at the Scott County Jail has been in this jail before. Nationally, 67.5% of inmates return to jail within 5 years. This indicates that the jail, in and of itself, will not succeed in modifying behavior, and behavioral change is essential to reduced recidivism. A number of programs and services are capable of changing behavior, and when these are applied in detention and correctional settings, the rate of recidivism decreases. Effective programs have recidivism rates of less than 40% and some have much lower rates. As a result, in general, the Scott County jail's investment in programs should have lower recidivism rates.

This report reflects a sample population of 28 inmate's progress from Scott County Jail to the community. The data set below illustrates Technical Violations and New Law Violations from the sample of 28 inmates who have participated in programming. Tracking their arrest record from 2006-2008. (see Table 1)

The goal of this project is to track the recidivism of the sample population that was randomly selected from program attendance. The exploratory purpose of (n=28) sample population is to gain a comprehensive understanding of not only the return rate; the range of offenses due to recidivism.

Table 1: Recidivism Research (n=sample population which is equal to 28))



This graph reflects the percentage of inmates in the sample population that have returned to custody. It also shows the violation type of the new arrest. This shows that while the national recidivism rate is 67.5%, our sample of inmates who participated in programming while incarcerated currently is at 36% recidivism rate. The types of violations are defined below.

TABLE 2: NEW LAW VIOLATIONS (re-arrests for new crimes)

Eleven percent (11%) of program attendees has re-offended with new charges

<u>Inmate:</u>	<u>Original Arrest:</u>	<u>Re-arrest:</u>
1.	OWI 2 nd	OWI 3 rd
2.	Theft 3 RD	Theft 3 rd
3.	Prostitution	Driving Sus/Lic

The data collected shows that the population who re-offended with a new violation has committed offenses equal to or lesser to the initial arrest charges.

TABLE 3: TECHNICAL VIOLATIONS (no arrests for new crimes)
 Twenty five percent (25%) of the 28 sample population has Technical Violations.

<u>Inmate:</u>	<u>Original Arrest:</u>	<u>Technical Violation:</u>
1.	Crim Misch 2 nd (C.T.) Accepted into Drug Court	Open Warrant has not complied with Drug Court.
2.	Domestic Assault (C.T.)	ProbViol/MIA /Warrant
3.	Poss, Dom Simple (GED) Assault, Crim Misch 5 th	FTA on initial charge. Warrant for arrest. MIA
4.	Theft 3 rd .Burg 2 nd ,Forgery(BEP) Accepted into Drug Court	Prob Viol/ Drug Court Sanction, Unauthorized Use of Credit Card.
5.	Possession, Theft 2 nd (A.M.)	Prob Viol/Relapse
6.	Theft 5 th , Forgery (A.M.)	Prob Viol/Relapse
7.	Dom 2 nd (C.R)	FTA on Dom. 2nd

The data collected shows that the number of inmates who have **technical violations** can be broken down as such: four of the violations coincided with addiction problems and three are FTA on Domestic Abuse cases. The data would suggest that addiction and domestic cases are a factor in recidivism technical violations.

Conclusion:

Based on the data, this report shows that the number of inmates engaged in jail-based programming represents a percentage that is significantly less than both the national and local recidivism rates.

The research also demonstrates that the majority of inmates who have engaged in programming who have returned to our facility have returned with no new charges. A small portion of the inmates within the sample population have re-offended with new charges.

The on going recidivism study also demonstrates a pattern in the return rate of offenses listed in the data in this report. As the data shows, external factor's (addiction and domestic issues, etc) do influence the new violation and technical violation rate of return to the Scott County Jail Facility.